

Road Ranger Assists



Report Template version 1.3

Created On: 04/04/2014 12:49:50
Center: District 1
Filter Parameters Selected: [From Date Time]: 01/01/2014 00:00, [To Date Time]: 03/31/2014 23:59, [Per Day Basis]: true, [Sun]: true, [Mon]: true, [Tue]: true, [Wed]: true, [Thu]: true, [Fri]: true, [Sat]: true, [Center]: SWIFT SunGuide Center, [Event Status]: Any Valid


Period: 01/01/2014 to 03/31/2014
Event(s) Found: 11,251
Event ID Range: 170,247 to 182,607

Road Ranger Assists Summary

Total Events:	11,251
Events with Road Ranger Response:	5,848
Total Arrivals:	5,908
Total Activities:	7,111
Avg Activities per Assisted Event:	1.22
% of Events Assisted:	52.0%

Road Ranger Assisted Events By Notifier

Notifier Agency	Events	%
Asset Management-DBI	4	0.1%
FHP Troop F	1,393	23.8%
Motorist	1	0.0%
Road Ranger District 1	4,080	69.8%
Safety Barrier System	5	0.1%
Sheriff's office Collier County	1	0.0%
TMC-District 1	354	6.1%
TMC-District 4	3	0.1%
TSS	7	0.1%
Total	5,848	100.0%

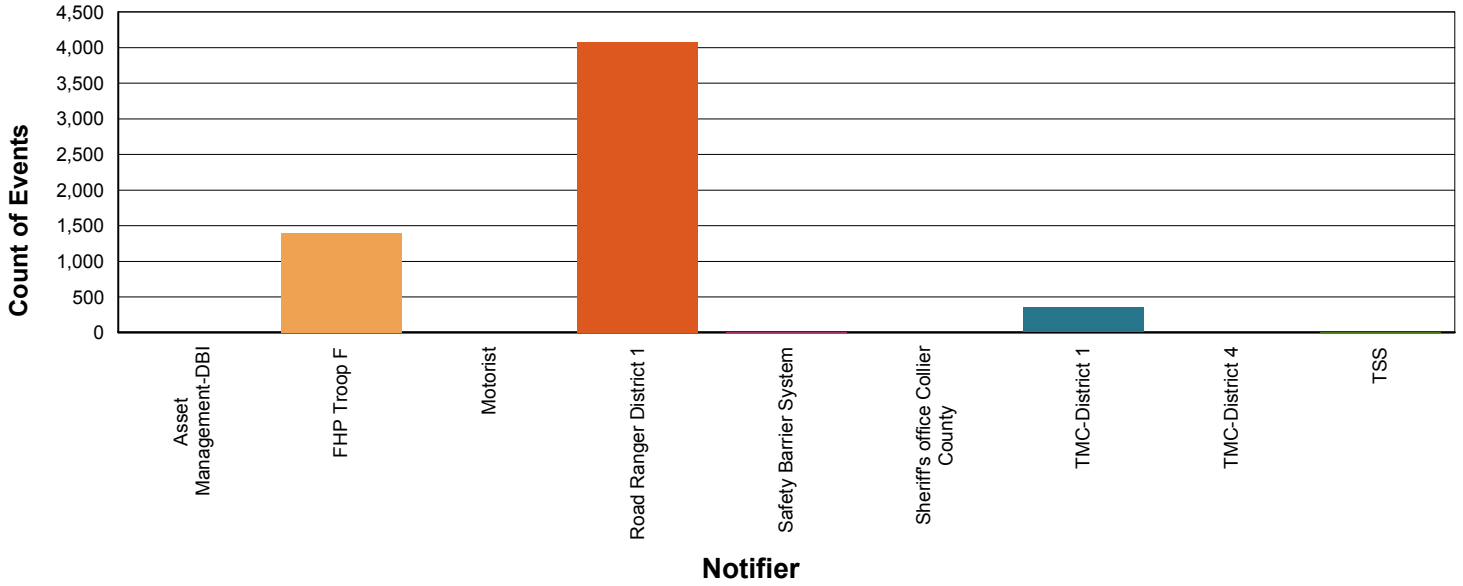



Road Ranger Assists



Report Template version 1.3

Road Ranger Assisted Events By Notifier






Road Ranger Assists



Report Template version 1.3

Road Ranger Assisted Events By Event Type

Event Type	Events	%
Abandoned Vehicle	438	7.5%
Brush Fire	9	0.2%
Congestion	2	0.0%
Crash	391	6.7%
Debris on Roadway	1,335	22.8%
Disabled Vehicle	3,479	59.5%
Emergency Vehicles	4	0.1%
Other	142	2.4%
Pedestrian	21	0.4%
Police Activity	4	0.1%
Vehicle Fire	14	0.2%
Wildlife	9	0.2%
Total	5,848	100.0%

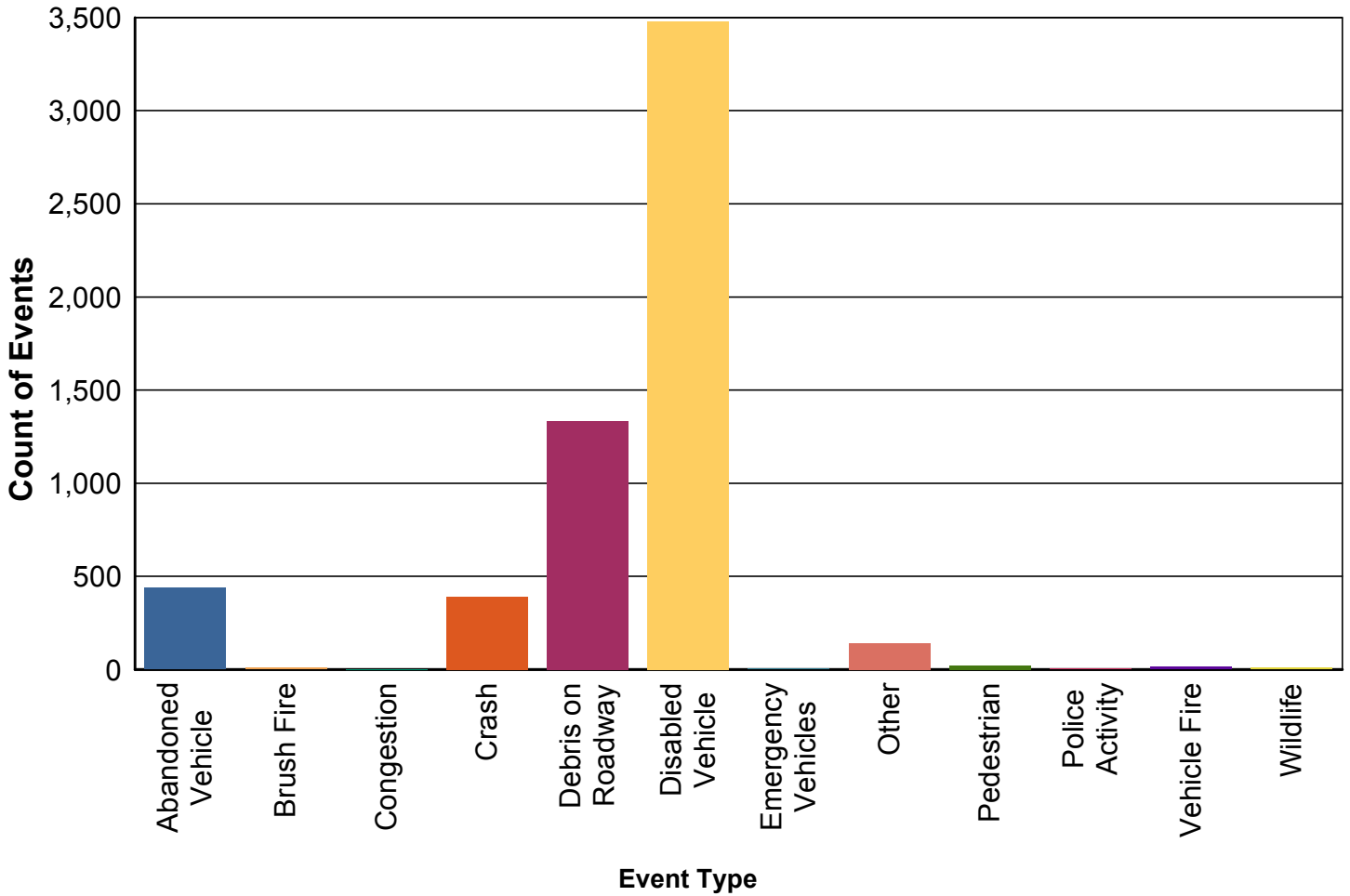



Road Ranger Assists



Report Template version 1.3

Road Ranger Assisted Events By Event Type





Road Ranger Assists




Report Template version 1.3

Road Ranger Assisted Events By Vehicle

Road Ranger Vehicle	Events
Bob Diezi	1
RR-103	549
RR-104	640
RR-105	3
RR-106	779
RR-107	704
RR-108	635
RR-109	663
RR-110	396
RR-111	496
RR-112	1
RR-113	865
RR-115	5
RR-116	124
RR-TEST	1
Total Events*	5,848

*Multiple vehicles may attend one event. As a result, totaling the "Events" column may produce a value larger than the total number of events.

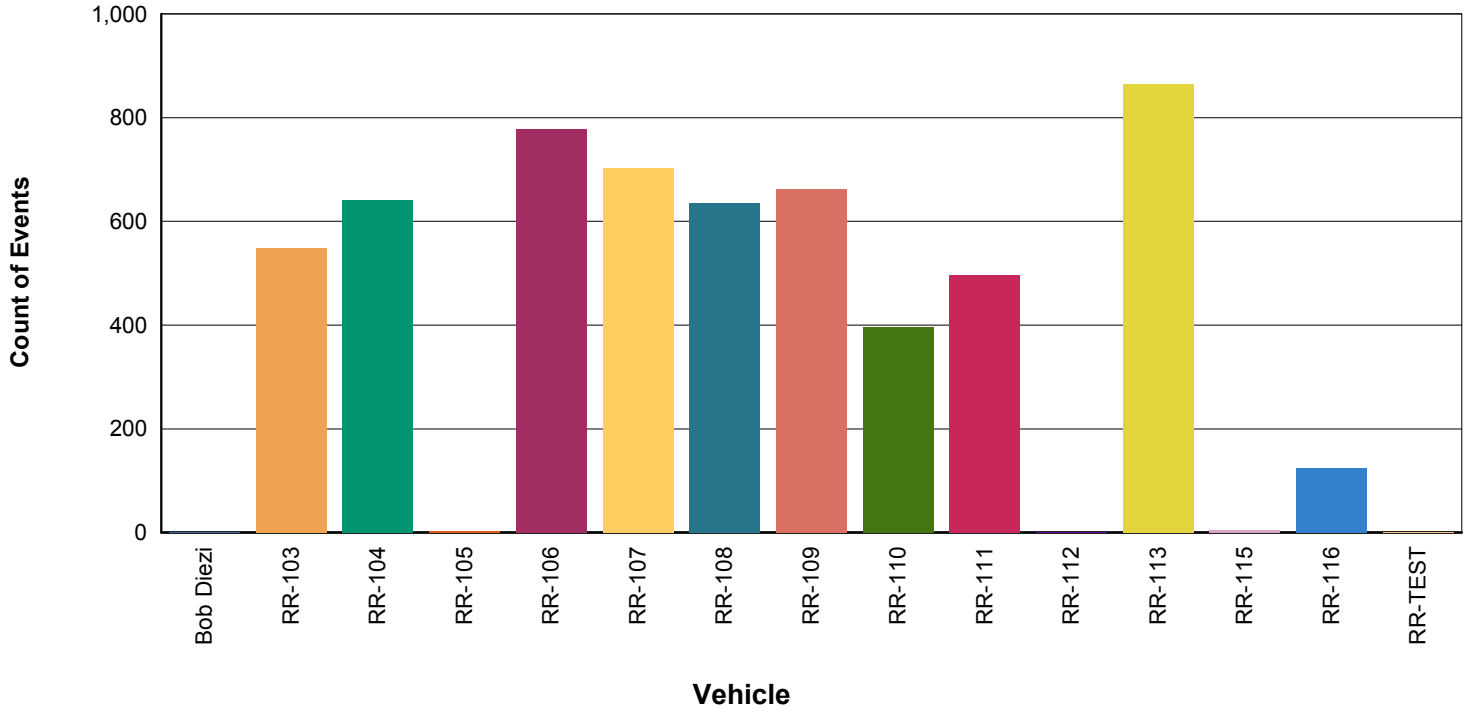



Road Ranger Assists



Report Template version 1.3

Road Ranger Assisted Events By Vehicle






Road Ranger Assists



Report Template version 1.3

Road Rangers Arrivals By Time Period

Time Period	Road Rangers Arrivals	%
00:00 - 03:00	147	2.5%
03:00 - 06:00	88	1.5%
06:00 - 09:00	809	13.7%
09:00 - 12:00	1,385	23.4%
12:00 - 15:00	1,387	23.5%
15:00 - 18:00	1,480	25.1%
18:00 - 21:00	440	7.4%
21:00 - 24:00	172	2.9%
Total	5,908	100.0%

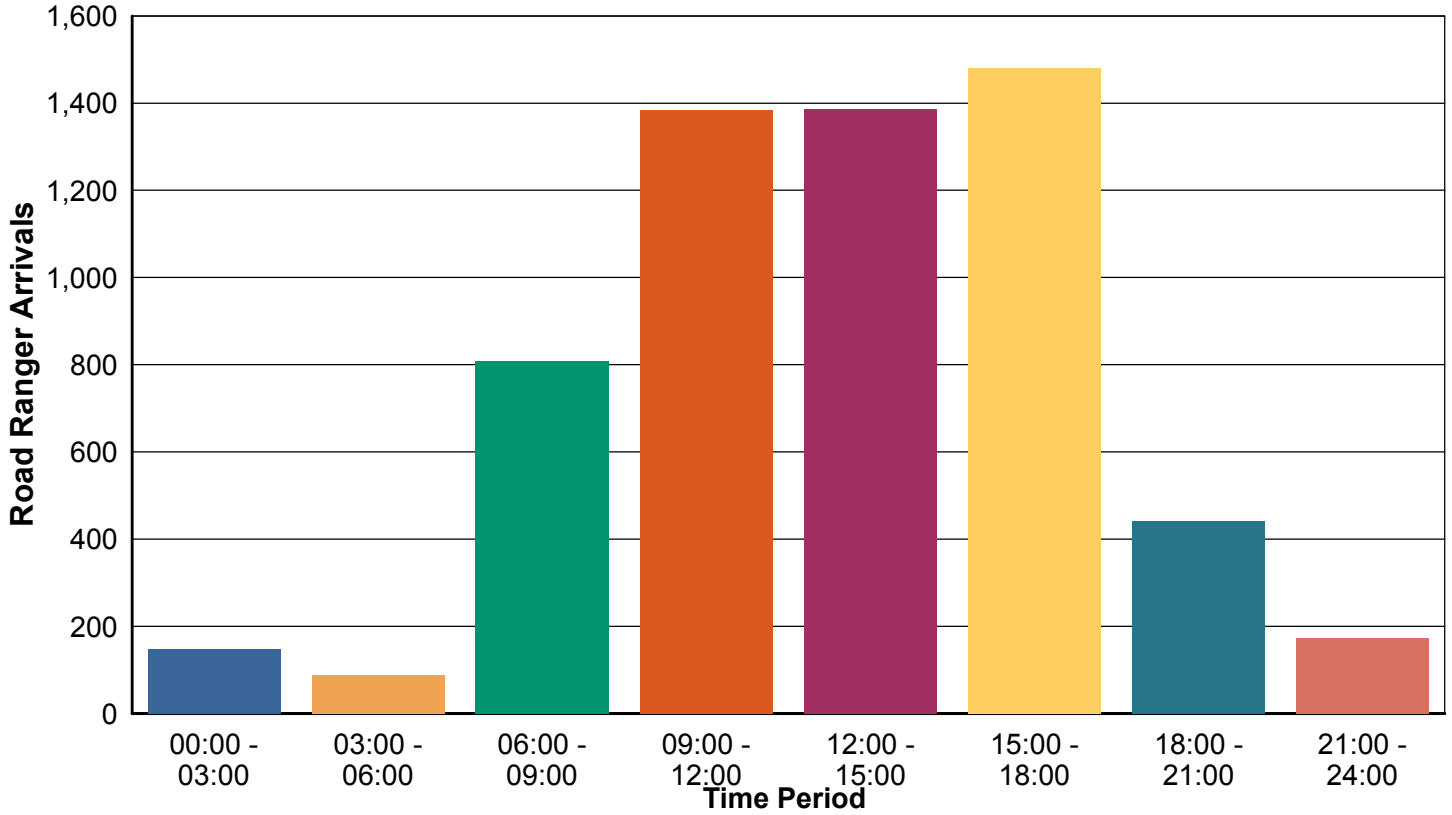



Road Ranger Assists



Report Template version 1.3

Road Ranger Arrivals By Time Period





Road Ranger Assists

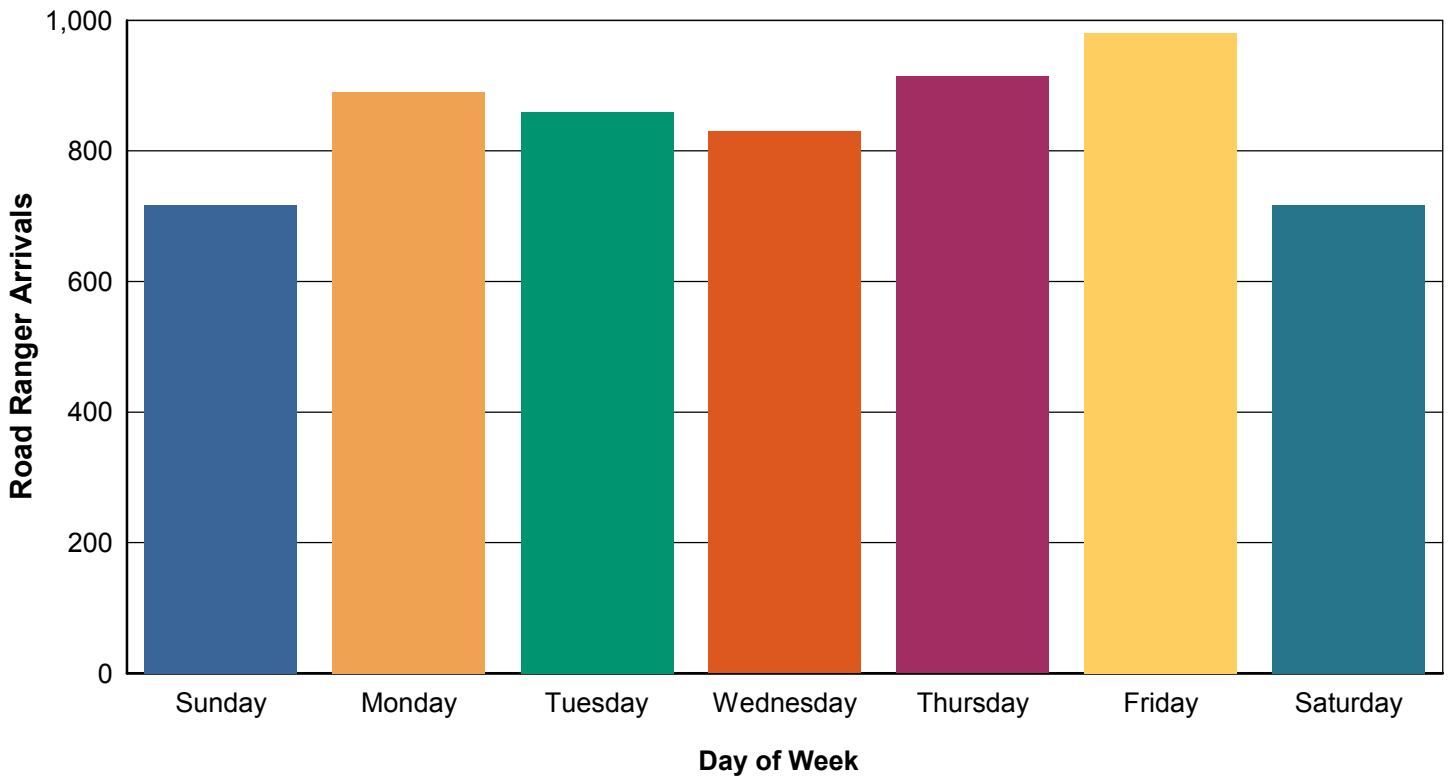



Report Template version 1.3

Road Ranger Arrivals By Day of Week

Day of Week	Road Ranger Arrivals		
	Total	%	Per Day Avg
Sunday	717	12.1%	55.2
Monday	890	15.1%	68.5
Tuesday	860	14.6%	71.7
Wednesday	830	14.0%	63.8
Thursday	914	15.5%	70.3
Friday	980	16.6%	75.4
Saturday	717	12.1%	55.2
Total:	5,908	100.0%	65.6

Road Ranger Arrivals By Day of Week






Road Ranger Assists



Report Template version 1.3

Road Ranger Activities

Road Ranger Activity	Activities	%
Abandoned	408	5.7%
Activity	19	0.3%
Assist FHP	145	2.0%
Debris	1,426	20.1%
Diesel	14	0.2%
Directions	80	1.1%
Dispatch Not Found	452	6.4%
Flat Tire	919	12.9%
Gas	610	8.6%
Jump	140	2.0%
Minor Repair	193	2.7%
Miscellaneous	2	0.0%
MOT non-specific	1,144	16.1%
No Assistance	724	10.2%
Other	465	6.5%
Push	29	0.4%
Tow	87	1.2%
Transport	28	0.4%
Unsuccessful repair	1	0.0%
Water	225	3.2%
Total	7,111	100.0%



Road Ranger Assists



Report Template version 1.3

Road Ranger Activities

